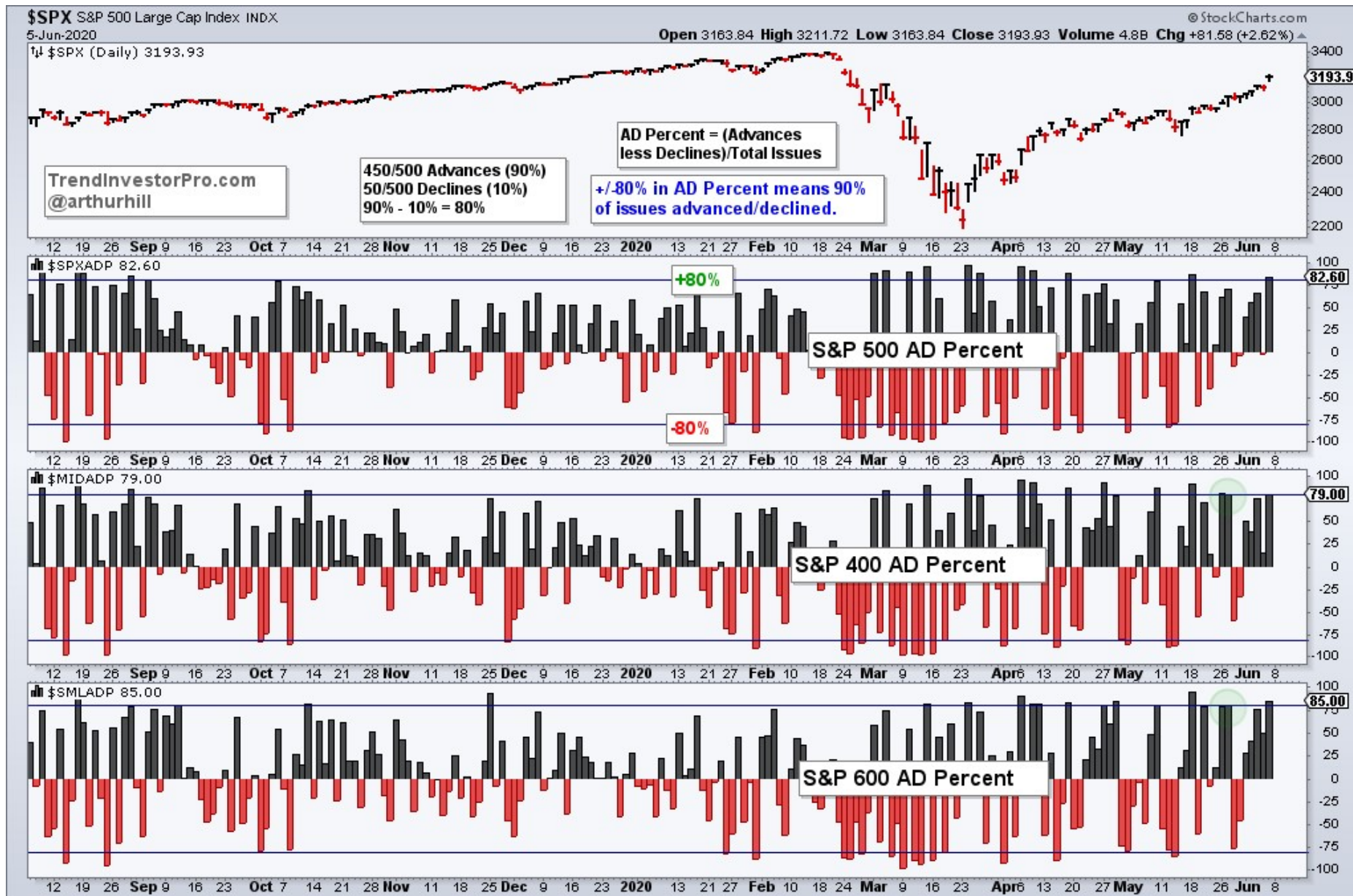




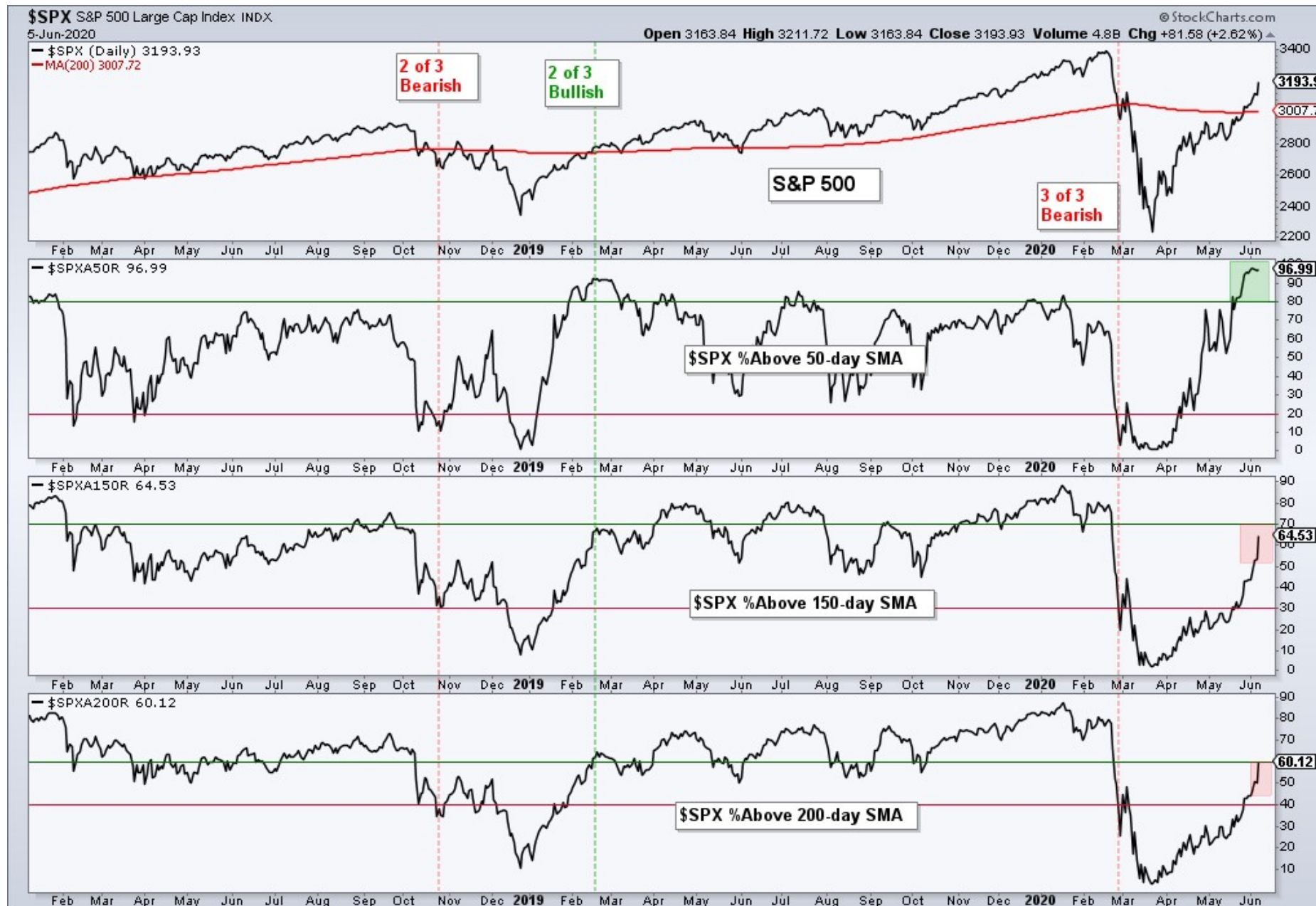
1001 RSP MDY IWM



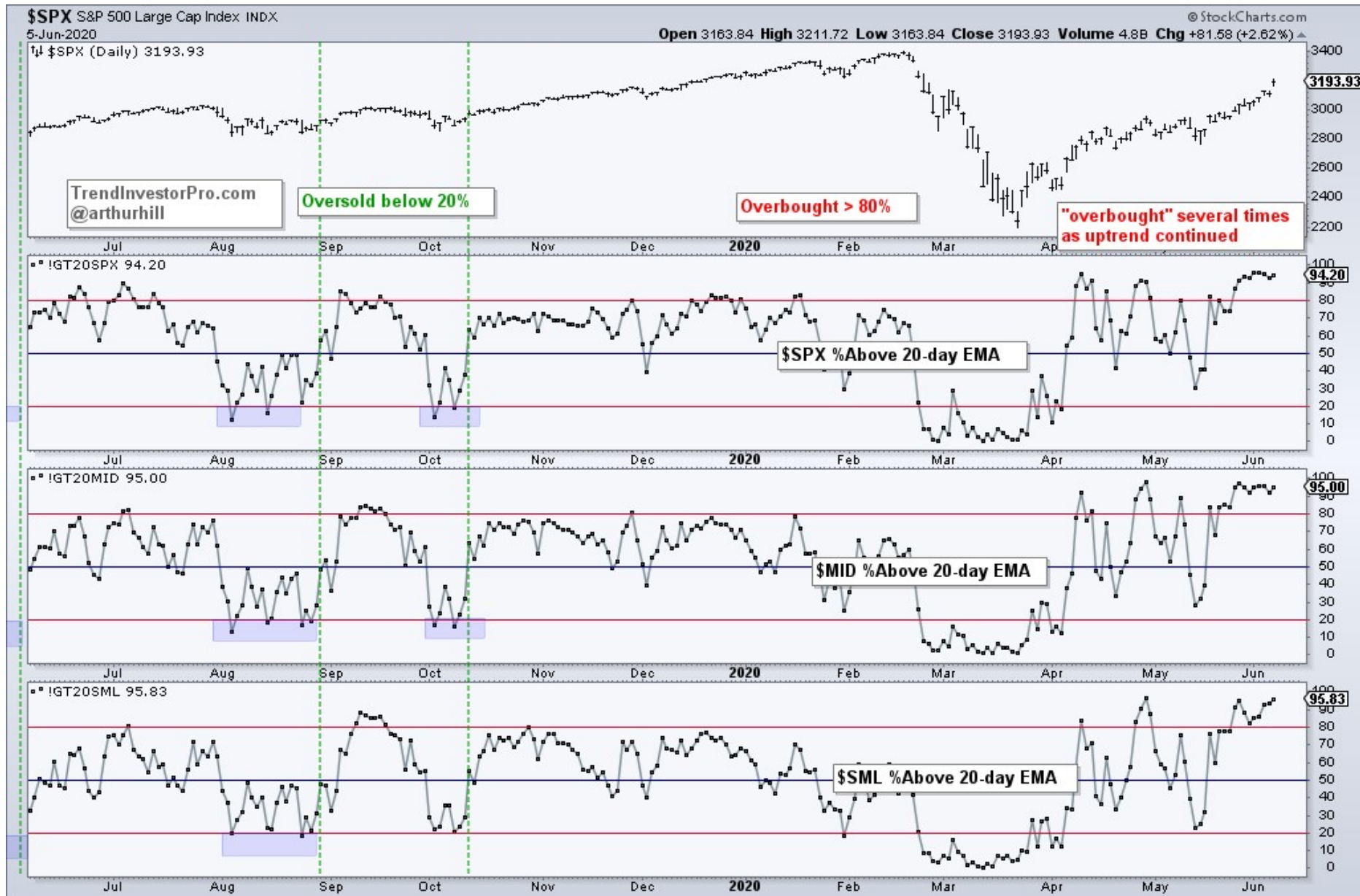
1002 BR Index AD Percent 1-day



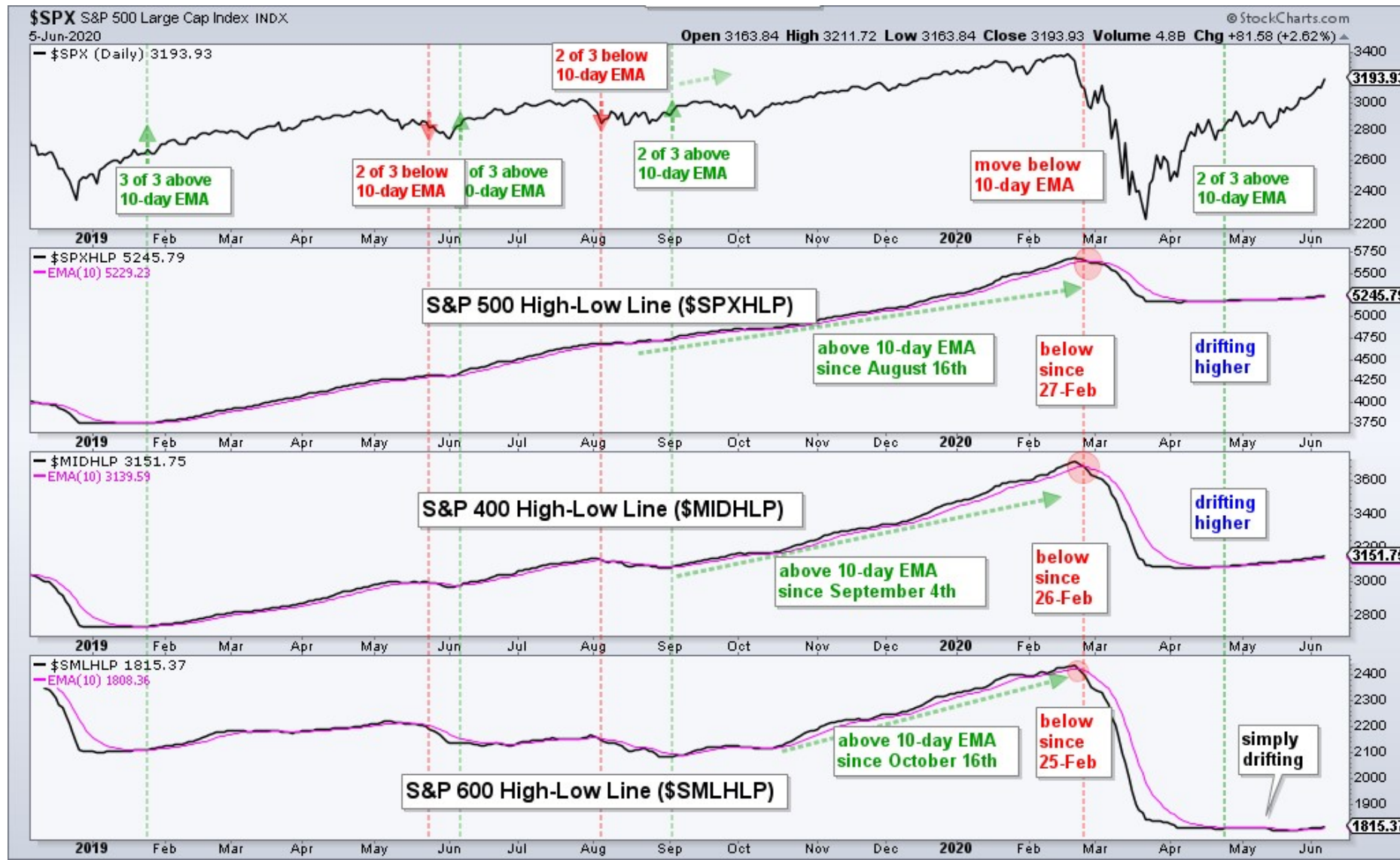
1002a BR Index %Above 50 150 and 200 day SMAs



1003 BR Index %Above20



1004 BR Index HL Lines



1010 S&P 500 (SPY)



1011 S&P 500 Equal Weight (RSP)



1012 S&P 400 MidCap (MDY)



1013 S&P 600 SmallCap (IJR)





1015 Nasdaq 100 Trust (QQQ)



1034 Factor S&P 500 Momentum (MTUM)



1035 Factor S&P 500 Minimum Volatility (USMV)



2010 Technology Sector (XLK)



2020 Consumer Discretionary Sector (XLY)



2030 Financial Sector (XLF)



2040 Industrials Sector (XLI)



2050 Communications Services Sector (XLC)



2060 Healthcare Sector (XLV)



ChartList Notes



© StockCharts.com, Inc. All Rights Reserved.

Market data provided by **Xignite, Inc.** Commodity and historical index data provided by **Pinnacle Data Corporation.** Cryptocurrency data provided by **CryptoCompare.** Unless otherwise indicated, all data is delayed by 15 minutes. The information provided by StockCharts.com, Inc. is not investment advice. Trading and investing in financial markets involves risk. You are responsible for your own investment decisions.



2080 Energy Sector (XLE)



2090 Basic Materials (XLB)



2100 Utilities SPDR (XLU)



2110 Real Estate Sector (XLRE)



3010 TE Cloud Computing (SKYY)



3010 TE Cyber Security (HACK)



3010 TE FinTech (FINX)



3010 TE Internet (FDN)



3010 TE Mobile Payments (IPAY)





3010 TE Semiconductor (SOXX)



3010 TE Software (IGV)



3020 CD Home Construction (ITB)



3020 CD Homebuilders (XHB)



3020 CD Retail (XRT)



3030 FI Bank (KBE)



3030 FI Banks Regional (KRE)



3030 FI Insurance (KIE)



3030 FI Mortgage REIT (REM)





3040 IN Aerospace & Defense (XAR)



3040 IN Solar Energy (TAN)



3060 HC Alternative Harvest (MJ)



3060 HC Biotech (IBB)



3060 HC Biotech (XBI)



3060 HC HealthCare Providers (IHF)



3060 HC Medical Devices (IHI)



3080 EN Natural Gas Index Fund (FCG)



3080 EN Oil & Gas Equipment & Services (XES)





!!! TrendInvestorPro ChartList

3080 EN Oil & Gas Equipment & Services (XES) Unadjusted



3080 EN Oil & Gas Exploration & Production (XOP)



3085 EN MLP (AMLP)



3090 BM Gold Miners (GDJ)



3090 BM Metals & Mining (XME)



3090 BM Rare Earth Metals (REMX)



3900 DV Dividend Appreciation (VIG)



3900 DV Preferred Stock Fund (PFF)



4010 Aggregate Bond Fund (AGG)



4014 Treasuries 20 YR T-Bond Fund (TLT)





!!! TrendInvestorPro ChartList

4020 Corporate Investment Grade Bond Fund (LQD)



4031 Corporate High Yield Bond ETF (HYG)



5021 PM Gold Trust (GLD)



5021 PM Silver Trust (SLV)



6010 EM Core Emerging Markets (IEMG)



6010 World MSCI EAFE ETF (EFA)



7000 US Dollar Index (with UUP)



SPDR S&P 500 ETF (SPY)

